

Hub Injection Nomination

Purpose:

The purpose of this document is to provide detailed instructions for a Nicor Gas Nomination System user to perform all of the steps of a Hub Injection Nomination.

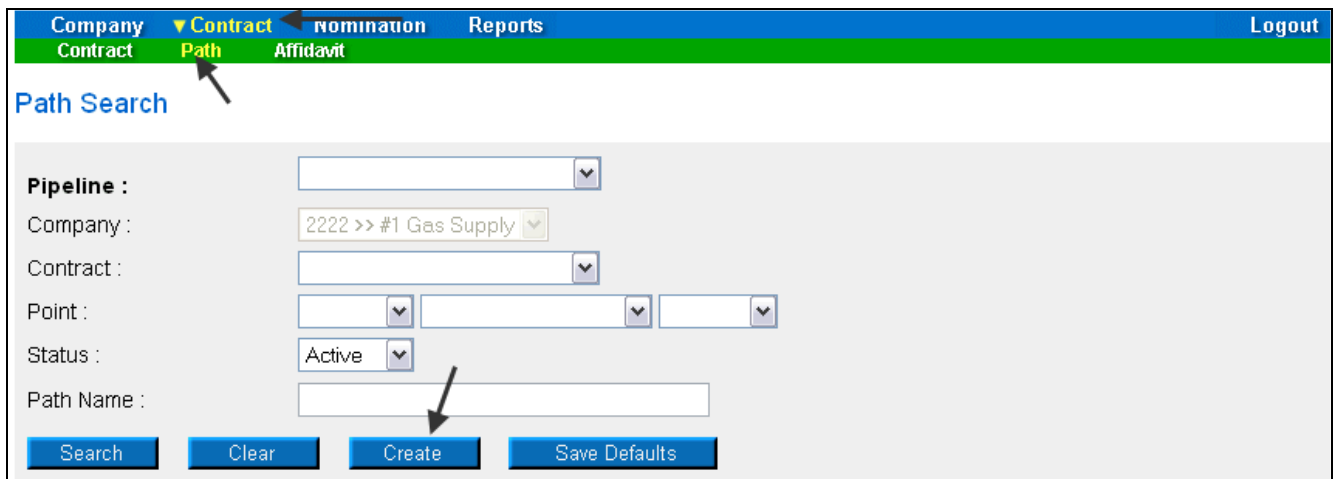
Note: If a field is required to be completed, the field name is **bold**.

Instructions:

Creating a Hub Injection Path

Prior to Nominating, the supplier must create a Hub Injection Path for each pipeline on which they will nominate. To create the path(s):

1. Select Contract in the Main Menu.
2. Select Path in the Sub-menu.
3. Click the **Create** button.



The screenshot shows the Nicor Gas Nomination System interface. At the top, there is a navigation bar with 'Company', 'Contract', 'Nomination', and 'Reports' tabs. The 'Contract' tab is selected, and a sub-menu is open showing 'Path' and 'Affidavit' options. The 'Path' option is highlighted with an arrow. Below the navigation bar, the 'Path Search' form is displayed. The form includes the following fields and buttons:

- Pipeline :** A dropdown menu.
- Company :** A dropdown menu with the value '2222 >> #1 Gas Supply'.
- Contract :** A dropdown menu.
- Point :** Three dropdown menus.
- Status :** A dropdown menu with the value 'Active'.
- Path Name :** A text input field.
- Buttons:** 'Search', 'Clear', 'Create', and 'Save Defaults'.

The 'Create' button is highlighted with an arrow.

4. The Create Path page will display. The following fields must be completed for a Hub Injection path.

Create Path

Pipeline : ANR Pipeline
Company : 0818 >> Direct Energy
Contract : 0818 Hub Injection @ANR >> H081815
Receipt Point : 0818Pool5 0818 Pool @ ANR UpK:
Delivery Point : HUBPT Hub Point @ANR DnK: F8900 >> F0818-080707-231
Fuel Category :
Path Name : 0818Pool5->F8900@HUBPT **Package ID :**
Start Date : 7/10/2008 **End Date :**
Status : Active

Field	Function
Pipeline	Select the pipeline associated with path.
Company	Displays your company.
Contract	Select the contract that pertains to this path. The contract has been created by the Hub Administrator. The naming convention for the contract is: Your 4 digit Broker Number + Hub Injection @Pipeline >>H + Your 4 digit Broker Number + I + Pipeline Code. Ex: 2222 Hub Injection @ANR >> H2222I5
Receipt Point	Select your receipt pool. The pool has been created by the Nicor SuperAdmin. The naming convention for your receipt point is: Your 4 digit Broker Number + Pool + Pipeline Code. Ex: 2222Pool5
UpK	An upstream contract shows gas is coming from outside Nicor territory. Upstream contract is not used for Injection into Hub.
Delivery Point	Select the external delivery point – HUBPT.
DnK	Select the appropriate downstream contract. The downstream contract pertains to the Hub and has been created by the Hub Administrator. The naming convention for the downstream contract is: F for Ferc or R for Rate 21 + 4 digit Number Generated by Hub >> Hub Contract Code – 2 digit year + 2 digit month + 2 digit day of contract – 3 digit number generated by Hub. Ex: F8900 >> F0818-080707-231
Fuel Category	This field is not currently being used.
Path Name	The Path Name will be automatically generated by the information entered above. The naming convention for the path name is: Your 4 digit Broker Number + Pool + Pipeline Code -> F for Ferc or R for Rate 21 + 4 digit Number Generated by Hub @HUBPT. Ex: 2222Pool5->F8900@HUBPT
Package ID	This field is not currently being used.
Start Date	Enter the start date of this path.
End Date	End the date that this path will be effective. Note: This field is not required. Leave the field blank to keep this path effective for an extended period of time.
Status	Select the default value of Active.

5. When complete, click the **Save** button. The message “Path record saved successfully” will display.

Path Search

Pipeline :

*** Company :** Name

Contract : Name

Point :

Status : Active

Path Name :

*** Path record saved successfully.**

Creating a Hub Injection Nomination in the Timely or Evening Cycles

After the Hub Injection Path has been created, you can nominate. To nominate:



1. Navigate to the Search Nomination page by selecting Nomination in the Main Menu.



2. The Nomination Search page will display.

Nomination Search

Pipeline :

Gas Day :  **Through** 

Company :

Contract Type :


Contract :

View a Nomination Session

Show all Current Nominations

Display Totals :

No Total

For a Gas Day 

For the Date Range

Primary Display :

Display Options :

Show Nominated Include Paths With Zero Quantities

Show Scheduled Show Ranks

Show Allocated

Field	Function
Pipeline	Select the pipeline to search.
Gas Day	Select the calendars to select the Gas Day range that you want to view. The default dates are tomorrow's date through the end of the current month.
Company	Displays your company name.
Contract Type	To search nominations for the Hub Injection contract type, select: Hub Injection @Pipeline.
Contract	To search nominations by contract, select the contract name. The naming convention for the contract is: Your 4 digit Broker Number + Hub Injection @Pipeline >>H + Your 4 digit Broker Number + I + Pipeline Code. Ex: 2222 Hub Injection @ANR >> H2222I5
View a Nomination Session	To view the nominations for a specific nomination session, select the radio button next to View a Nomination Session. Select the session from the dropdown.
Show all Current Nominations	Select the radio button to show all current nominations. The default is to show all current nominations.

Field	Function
Display Totals	No Total – To avoid displaying totals for the date range, select the radio button. For a Gas Day – To only show totals for a specific gas day, select the radio button. Enter a date in the box to the right. For the Date Range – To show the totals for the entire gas range displayed in the Gas Day boxes, select the radio button. The default is to show totals for the entire date range.
Primary Display	The primary display determines which column of information is shown first. Select to show the nominations that have been Nominated, Scheduled or Allocated in the first column. The default is Nominated.
Display Options	Check the boxes to determine what is displayed. The choices are: Show Nominated – Displays nominations. Show Scheduled – Displays scheduled allocations. Show Allocated – Displays what has been allocated. Include Paths with Zero Quantities – Displays paths with no nomination. Show Ranks – This option is not currently being utilized.

3. To search, click the **Search** button. The Nomination Result page will display.

Note: The screen shot below is based on the default choices on the search page.

4. The Contract Codes and Names of the Paths for the Nominations display at the bottom of the page.

Nomination Result:

Date Range **07/12/2008** Through **07/31/2008** Totals are shown for **07/12/2008** Through **07/31/2008**

Pipeline : **ANR Pipeline**

Company : **#1 Gas Supply** Expand All Collapse All

- [-] Contract Code and Name
 - [-] Receipt Point Code & Name -> Delivery Point Code & Name
 - [-] Path Name
 - [-] Date Range

	StartDate	EndDate	Nominated MMBtu			Scheduled MMBtu			Allocated MMBtu			Rank
			Gross	Fuel	Net	Gross	Fuel	Net	Gross	Fuel	Net	
[-] H02222I5 (2222 Hub Injection @ANR)												
[-] 2222EXT5 (2222 Pipeline Contract @ANR)			100,000	0	100,000							
[-] G11142222 (2222 to 1114 @ANR)			20,000	0	20,000							
[-] 100092222 (2222 to 222222222@ANR)			3,000	0	3,000							
[-] 2222TT5 (2222TitleTransfer@ANR)			9,000	0	9,000							

5. Click on the + sign next to the Pipeline to Pool Contract Code and Name to drill down to the path. The naming convention for the contract is: H + Your 4 digit Broker Number + I + Pipeline Code (Your 4 digit Broker Number + Hub Injection @Pipeline) **Ex: H2222I5 (2222 Hub Injection @ANR)**

Nicor Gas Nomination System

	StartDate	EndDate	Nominated MMBtu		
			Gross	Fuel	Net
+ H0222215 (2222 Hub Injection @ANR)			105,000	0	105,000
+ 2222EXT5 (2222 Pipeline Contract @ ANR)			109,000	0	109,000
+ G11142222 (2222 to 1114 @ANR)			15,000	0	15,000
+ 100092222 (2222 to 2222222222@ANR)					
+ 2222TT5 (2222TitleTransfer@ANR)			36,000	0	36,000

Save Cancel

6. You can nominate for 1 calendar month at a time. Select the calendars to select the date range for the nomination. **Note:** Rolling nominations will not be allowed on Rate 21 Hub imbalance contracts for Injections or Withdrawals. You will have to nominate these transactions on a daily basis.

	StartDate	EndDate	Nominated MMBtu		
			Gross	Fuel	Net
H0222215 (2222 Hub Injection @ANR)			105,000	0	105,000
2222Pool5->HUBPT			105,000	0	105,000
2222Pool5->F9087@HUBPT			105,000	0	105,000
07/16/2008 Through 07/31/2008-264			7,000	0	7,000
07/17/2008	07/17/2008	07/31/2008			

7. Enter the Gross amount of the nomination. The Net amount will automatically populate when the nomination is added.

	StartDate	EndDate	Nominated MMBtu			Scheduled MMBtu			Allocated MMBtu			Rank
			Gross	Fuel	Net	Gross	Fuel	Net	Gross	Fuel	Net	
H0222215 (2222 Hub Injection @ANR)			105,000	0	105,000	7,000	0	7,000	7,000	0	7,000	
2222Pool5->HUBPT			105,000	0	105,000	7,000	0	7,000	7,000	0	7,000	
2222Pool5->F9087@HUBPT			105,000	0	105,000	7,000	0	7,000	7,000	0	7,000	
07/16/2008 Through 07/31/2008-264			7,000	0	7,000							
07/17/2008	07/17/2008	07/17/2008	4000	0	0	5,000	0	5,000	5,000	0	5,000	99
2222EXT5 (2222 Pipeline Contract @ ANR)			109,000	0	109,000							
G11142222 (2222 to 1114 @ANR)			15,000	0	15,000	1,000	0	1,000	1,000	0	1,000	
100092222 (2222 to 2222222222@ANR)												
2222TT5 (2222TitleTransfer@ANR)			36,000	0	36,000	4,000	0	4,000	4,000	0	4,000	

Save Cancel

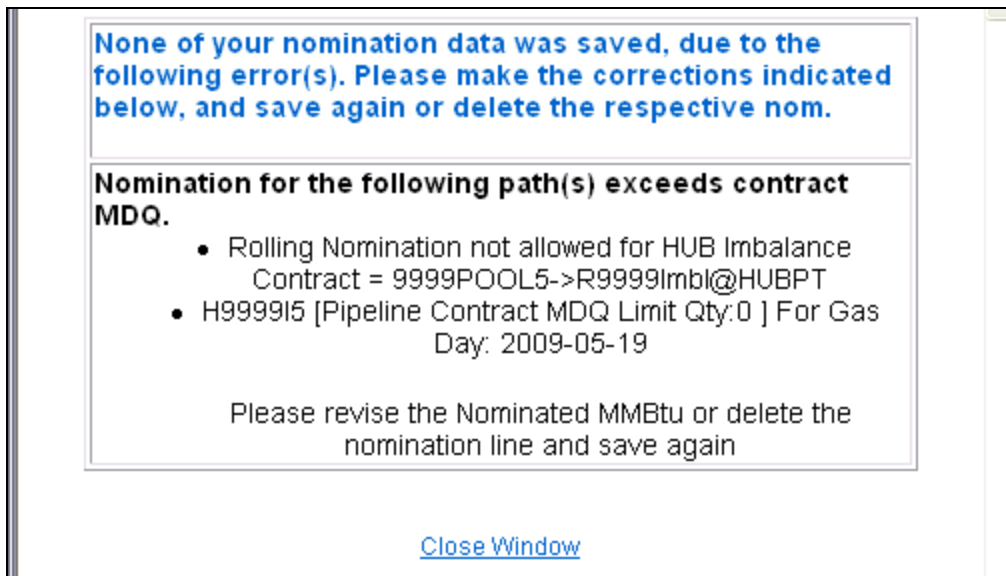
8. Click the + icon to add the nominations

9. If you make a mistake, enter a new nomination for the correct amounts.

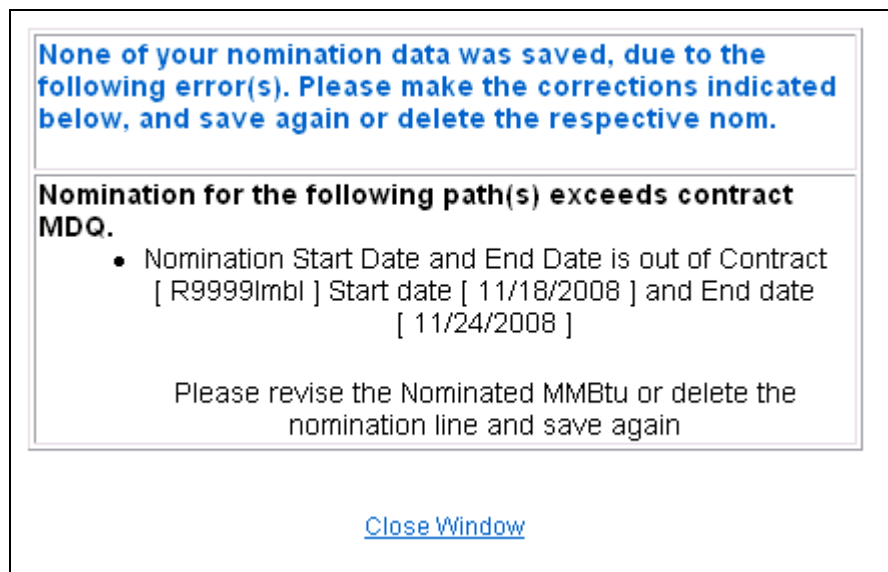
Note: The last nomination amount entered for a date will be utilized.

Ex. You nominate to inject 3,000 MMBtu into the Hub on 7/16/08. You want to increase the nomination by 1,000 MMBtu later in the Timely Cycle or in the Evening Cycle. You will nominate the full 4,000 MMBtu.

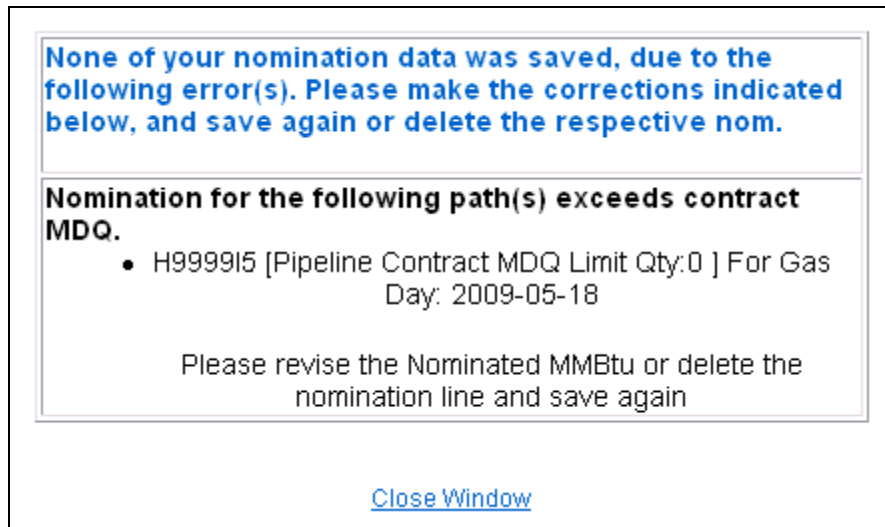
10. When complete, click the **Save** button.
11. If you attempt to make a rolling nomination on a Rate 21 Hub Imbalance Contract, the following error message will display. You will need to update your nomination and resubmit.



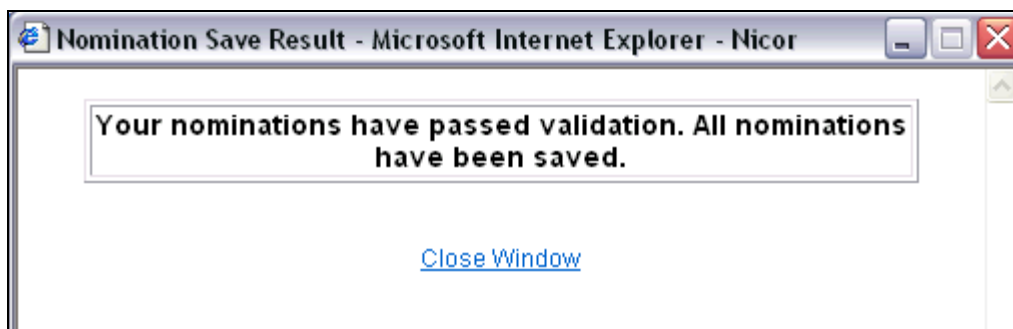
12. If a nomination is outside of the contract start and end date, the following error message will display. You will need to “cut” the nomination by clicking on the scissors and resubmit.



13. If you exceed the MDQ on the Hub Injection Contract or Path, the following error message will display. You will need to correct the nomination and resubmit.



- If no errors exist, a window will display with the message “Your nominations have passed validation. All nominations have been saved.”



- Click [Close Window](#) to close the window.

Update Nomination and Evening Cycle Nomination

- To update your nominations, navigate to the Nomination Result page and drill down to the Path Name and Date Range.

	StartDate	EndDate	Nominated MMBtu		
			Gross	Fuel	Net
[-] H0222215 (2222 Hub Injection @ANR)			105,000	0	105,000
[-] 2222Pool5->HUBPT			105,000	0	105,000
[-] 2222Pool5->F9087@HUBPT			105,000	0	105,000
[-] 07/16/2008 Through 07/31/2008-264			7,000	0	7,000
[-] 07/17/2008		07/31/2008	<input type="text"/>	<input type="text"/>	<input type="text"/>

- Once a nomination is saved, it can not be deleted. To cancel an entered nomination, enter 0 in the gross amount.
- To update a nomination, enter 0 to “zero out” the initial nomination; this will help avoid false MDCQ error messages.

Nicor Gas Nomination System

4. Enter the updated nomination amount. The last nomination entered for a date will show in the system.

Note: For this scenario, we currently have a Hub injection nomination of 7000 MMBtu for each day from 7/16/2008 – 7/31/2008. We want to reduce the nomination by 1000 MMBtu on 7/18/08 later in the Timely Cycle or in the Evening Cycle.

5. Select the calendars and change the start and end date to 7/18/08. Enter 0 for the Gross Amount. Click the **Save** button.
6. Enter 6000 for Gross amount.

	StartDate	EndDate	Nominated MMBtu		
			Gross	Fuel	Net
[-] H0222215 (2222 Hub Injection @ANR)			105,000	0	105,000
[-] 2222Pool5->HUBPT			105,000	0	105,000
[-] 2222Pool5->F9087@HUBPT			105,000	0	105,000
[-] 07/16/2008 Through 07/31/2008-264			7,000	0	7,000
[-] 07/18/2008	07/18/2008	07/18/2008	6000	0	0
[+] 2222EXT5 (2222 Pipeline Contract @ANR)			109,000	0	109,000
[+] G11142222 (2222 to 1114 @ANR)			15,000	0	15,000
[+] 100092222 (2222 to 2222222222@ANR)					
[+] 2222TT5 (2222TitleTransfer@ANR)			36,000	0	36,000

Save Cancel

7. Click the **+** icon to add the nominations.

	StartDate	EndDate	Nominated MMBtu		
			Gross	Fuel	Net
[-] H0222215 (2222 Hub Injection @ANR)			105,000	0	105,000
[-] 2222Pool5->HUBPT			105,000	0	105,000
[-] 2222Pool5->F9087@HUBPT			105,000	0	105,000
[-] 07/16/2008 Through 07/31/2008-264			7,000	0	7,000
[-] 07/18/2008	07/18/2008	07/18/2008	6000	0	6000
[-] 07/17/2008	07/17/2008	07/31/2008			
[+] 2222EXT5 (2222 Pipeline Contract @ANR)			109,000	0	109,000
[+] G11142222 (2222 to 1114 @ANR)			15,000	0	15,000
[+] 100092222 (2222 to 2222222222@ANR)					
[+] 2222TT5 (2222TitleTransfer@ANR)			36,000	0	36,000

Save Cancel

8. Click the **Save** button.



9. The Nomination Save Result window will open. Click [Close Window](#) to close the window.

	StartDate	EndDate	Nominated MMBtu		
			Gross	Fuel	Net
[-] H0222215 (2222 Hub Injection @ANR)			104,000	0	104,000
[-] 2222Pool5->HUBPT			104,000	0	104,000
[-] 2222Pool5->F9087@HUBPT			104,000	0	104,000
[-] 07/16/2008 Through 07/17/2008-264			7,000	0	7,000
[-] 07/18/2008 Through 07/18/2008-272			6,000	0	6,000
[-] 07/19/2008 Through 07/31/2008-264			7,000	0	7,000
[-] 07/17/2008		07/31/2008			
[-] 2222EXT5 (2222 Pipeline Contract @ANR)			109,000	0	109,000

10. The nomination amount for 7/18/2008 changes to 6000. **Note:** The nomination amount for 7/16/2008 to 7/17/2008 and 7/19/2008 – 7/31/2008 does not change.