

Reports Menu – Pool Summary Report

Purpose:

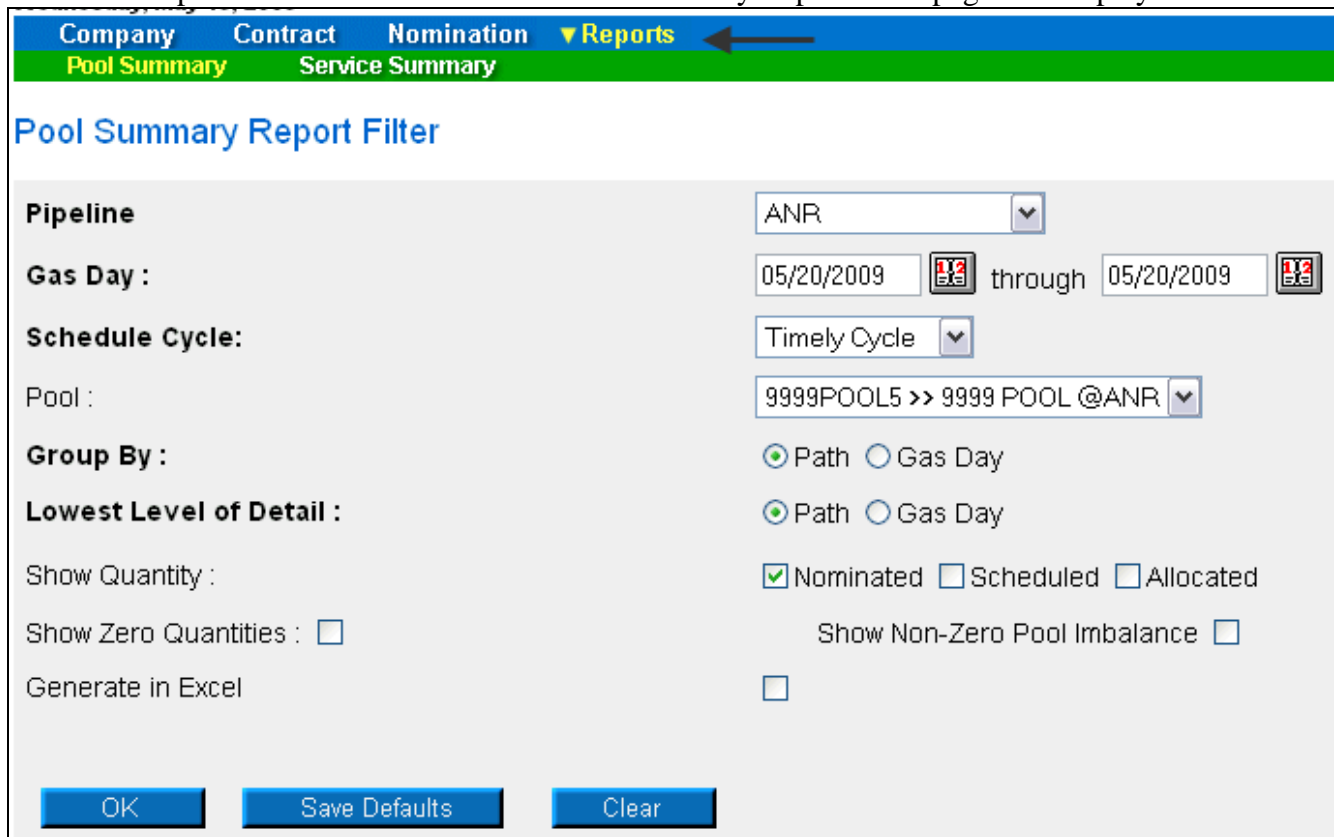
The purpose of this document is to provide detailed instructions for a Nicor Gas Nomination System user to run a Pool Summary Report. This report will allow you to see if you are in balance. You will be able to generate a Pool Summary Report for 1 pipeline or all Pipelines. **Note: You should be checking the Pool Summary Reports many times during the nomination window to determine if you are in balance.**

Note: If a field is required to be completed, the field name is **bold**.

Instructions:

One Pipeline: Timely Cycle Pool Summary Report Filter

1. Select Reports in the Main Menu. The Pool Summary Report Filter page will display.



2. Complete the appropriate fields.

Field	Function
Pipeline	Select the pipeline to search.
Gas Day	Select the calendars to select the Gas Day range that you want to view.

Field	Function
Schedule Cycle	Select the Schedule Cycle(s) to view; the choices are Timely Cycle and Evening Cycle. Selecting Timely Cycle will only display the Timely Cycle. Selecting Evening Cycle will display the Evening and Timely Cycles. Select Timely Cycle.
Pool	Your supplier pool is the only available choice.
Group by	To sort by Path, click the radio button next to Path. To sort by Gas Day, click the radio button next to Gas Day.
Lowest Level of Detail	If Path is selected above in the Group by section, you can show the lowest level of detail as either Path or Gas Day by selecting the radio button. If Gas Day is selected above in the Group by section, select Gas Day as the lowest level of detail.
Show Quantity	Check the box(es) to select the information to be shown on the report. Prior to Schedule and Allocation, select Nominated only.
Show Zero Quantities & Show Non-Zero Pool Imbalance	Select both of these check boxes to show paths with zero quantities and to show pool imbalances. If Non-Zero Pool Imbalance is checked, no number will display if the pool is in balance.
Generate in Excel	Check this box to generate the report in Excel.

3. Click **OK** button. The report will generate in a new screen.

Timely Cycle– Prior to Schedule and Allocation

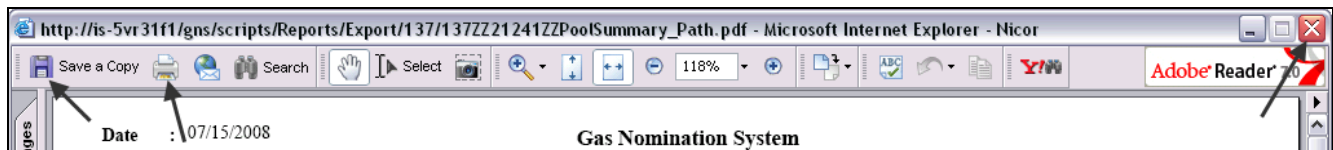
Date : 05/21/2009	Gas Nomination System					
Time : 9:14 am	Pool Summary Report		Page 1 of 1			
Pipeline : ANR	Pool : 1556Pool5	Units : MMBtu				
Gas Day : 05/22/2009 through 05/22/2009	1556 Pool @ANR					
Intra-day Cycle						
Pool Owner	Pool	Gas Day	Path	Nominated	Scheduled	Allocated
Grand Total for Current Nomination Not Scheduled / Allocated						
Training Supplier	1556Pool5					
	1556 Pool @ANR					
Current Nomination Not Scheduled / Allocated						
Pool Imbalance:				0		
Total Receipts				200		
UPSCON@EXTP->1556Pool5				200		
Total Deliveries				-200		
1556Pool5->11111@NGEUP				-25		
1556Pool5->4444POOL5				-75		
1556Pool5->9452POOL5				-100		


4. The information in the header shows the Pipeline, the Gas Day(s) selected, and your supplier pool.

Field	Function
Grand Total for Current Nomination Not Scheduled/Allocated	Displays your imbalance amount for the current cycle. View the Nominated column to determine the Pool Imbalance.

Nicor Gas Nomination System

Field	Function
Current Nomination Not Scheduled/Allocated	The information displayed under this header has not been scheduled or allocated.
Pool Imbalance	Displays your imbalance amount for the pipeline. View the Nominated column to determine the Pool Imbalance. If the Pool Imbalance is 0, then Total Receipts match your Total Deliveries. If the Pool Imbalance is a negative number (-7,500), then Total Deliveries exceed Total Receipts. If the Pool Imbalance is a positive number (2,500), then Total Receipts exceed Total Deliveries.
Total Receipts	Displays all gas that you have received from external pipelines and/or the Hub. This number will always be shown as a positive number.
Total Deliveries	Displays all gas that you have delivered. This number will always be shown as a negative number.



5. To save a copy of the report, click the  icon.

6. To print, click the  icon.

7. To close, click the X in the right hand corner.

Timely Cycle – After Schedule and Allocation

Date : 05/21/2009		Gas Nomination System		Page 1 of 1		
Time : 9:25 am		Pool Summary Report				
Pipeline : ANR		Pool : 1556Pool5		Units: MMBtu		
Gas Day : 05/22/2009 through 05/22/2009		1556 Pool @ANR				
Pool Owner	Pool	Gas Day	Intra-day Cycle Path	Nominated	Scheduled	Allocated
Grand Total for Timely Cycle						
Training Supplier	1556Pool5					
	1556 Pool @ANR					
			Timely Cycle ←			
			Total Receipts	200	200	200
			UPSCON@EXTP->1556Pool5	200	200	200
			Total Deliveries	-200	-200	-200
			1556Pool5->11111@NGEUP	-25	-25	-25
			1556Pool5->4444POOL5	-75	-75	-75
			1556Pool5->9452POOL5	-100	-100	-100
			Pool Imbalance:			

Note: The report above is in balance.

Field	Function
-------	----------

Field	Function
Grand Total for Timely Cycle	Displays your imbalance amount for the Timely cycle. View the Scheduled and Allocated columns to determine the Pool Imbalance.
Timely Cycle	The information displayed under this header has been scheduled and allocated in the Timely Cycle.
Pool Imbalance	Displays your imbalance amount for the pipeline. View the Scheduled and Allocated columns to determine the Pool Imbalance. If the Pool Imbalance is 0, then Total Receipts match your Total Deliveries. If the Pool Imbalance is a negative number (-7,500), then Total Deliveries exceed Total Receipts. If the Pool Imbalance is a positive number (2,500), then Total Receipts exceed Total Deliveries.
Total Receipts	Displays all gas that you have received from external pipelines and/or the Hub. This number will always be shown as a positive number.
Total Deliveries	Displays all gas that you have delivered. This number will always be shown as a negative number.

One Pipeline: Evening Cycle Pool Summary Report Filter

Pool Summary Report Filter

Pipeline

Gas Day : through

Schedule Cycle:

Pool :

Group By : Path Gas Day

Lowest Level of Detail : Path Gas Day

Show Quantity : Nominated Scheduled Allocated

Show Zero Quantities : **Show Non-Zero Pool Imbalance**

Generate in Excel

8. Complete the appropriate fields. View the first section for information on the other fields.

Field	Function
Schedule Cycle	Select the Schedule Cycle(s) to view; the choices are Timely Cycle and Evening Cycle. Selecting Timely Cycle will only display the Timely Cycle. Selecting Evening Cycle will display the Evening and Timely Cycles. Select Evening Cycle.
Show Quantity	Check the box(es) to select the information to be shown on the report. Prior to Schedule and Allocation, select Nominated only.

9. Click the **OK** button. The report will generate.

Evening Cycle Pool Summary Report – Prior to Schedule and Allocation

Updates to Timely Nominations Only

- To see changes to existing nominations, view the Nominated column. If the only nominations during the Evening Cycle were completed on paths that were utilized during the Timely Cycle, these changes will display in the Timely Cycle section (see arrows below.) In the example below, the only nominations on the Evening Cycle were:
 - An increase to 150 MMBtu for a title transfer to broker 7777.
 - An increase to 50 MMBtu to end user with contract code 12121
- To determine if you are balanced for the current cycle, view either the Grand Total for Timely Cycle or the Pool Imbalance for the current cycle.

Date : 05/27/2009		Gas Nomination System		Page 1 of 1		
Time : 2:23 pm		Pool Summary Report				
Pipeline : NGPL		Pool : 1556Pool3		Units: MMBtu		
Gas Day : 06/18/2009 through 06/18/2009		1556 Pool @NGPL				
Pool Owner	Pool	Gas Day	Intra-day Cycle Path	Nominated	Scheduled	Allocated
Grand Total for Timely Cycle				-50	0	0
Training Supplier	1556Pool3					
	1556 Pool @NGPL					
Timely Cycle				Pool Imbalance: -50		
Total Receipts				250	250	250
UPSCON@EXTP->1556Pool3				250	250	250
Total Deliveries				-300	-250	-250
1556Pool3->12121@NGEUP				→ -50	-30	-30
1556Pool3->4444POOL3				→ -100	-100	-100
1556Pool3->7777Pool3				→ -150	-120	-120

Note: The report above has a pool imbalance.

Field	Function
Grand Total for Timely Cycle	Displays your imbalance amount for the Evening Cycle nominations. View the Nominated column to determine the Pool Imbalance.
Timely Cycle	Nominations that occurred during the Timely Cycle and updates to Timely Cycle paths will display under Timely Cycle.
Pool Imbalance	Displays the overall Pool Imbalance amount for the Evening Cycle. View the Nominated column to determine the Pool Imbalance. If the Pool Imbalance is 0, then Total Receipts match your Total Deliveries. If the Pool Imbalance is a negative number (-7,500), then Total Deliveries exceed Total Receipts. If the Pool Imbalance is a positive number (2,500), then Total Receipts exceed Total Deliveries.

Nominations on New Paths in the Evening Cycle

3. If you perform an Evening Cycle nomination on a path that was not utilized during the Timely Cycle, all of the Timely Cycle nominations will be copied into the Current Nomination Not Scheduled/Allocated section; changes that were made in the Evening Cycle will be reflected in that section. In the example below, the nominations on the Evening Cycle were:
 - An increase to 400 MMBtu for a Pipeline to Pool nomination
 - An increase to 225 MMBtu to end user with contract code 11111
 - A nomination on a new path of 20 MMBtu to end user with contract code 9999
4. To determine if you are balanced for the current cycle, view either the Grand Total for Current Nomination Not Scheduled/Allocated or the Pool Imbalance for the current cycle.

		Intra-day Cycle					
Pool Owner	Pool	Gas Day	Path	Nominated	Scheduled	Allocated	
		Grand Total for Current Nomination Not Scheduled / Allocated			-20	0	0
Training Supplier	1556Pool5						
	1556 Pool @ANR						
		Current Nomination Not Scheduled / Allocated					
		Pool Imbalance:			-20		
		Total Receipts			400		
	UPSCON@EXTP->1556Pool5			→ 400			
		Total Deliveries			-420		
	1556Pool5->11111@NGEUP			→ -225			
	1556Pool5->4444POOL5			-75			
	1556Pool5->9452POOL5			-100			
	1556Pool5->99999@NGEUP			→ -20			
		Timely Cycle					
		Pool Imbalance:					
		Total Receipts				200	200
	UPSCON@EXTP->1556Pool5				200	200	
		Total Deliveries				-200	-200
	1556Pool5->11111@NGEUP				-25	-25	
	1556Pool5->4444POOL5				-75	-75	
	1556Pool5->9452POOL5				-100	-100	

Note: The report above has a pool imbalance.

Field	Function
Grand Total for Current Nomination Not Scheduled/Allocated	Displays your imbalance amount for the Evening Cycle nominations. View the Nominated column to determine the Pool Imbalance.
Current Nomination Not Scheduled/Allocated	Nominations that occurred during the Timely Cycle, updates to Timely Cycle paths, and nominations on new paths will display under Current Nomination Not Scheduled/Allocated.

Field	Function
Pool Imbalance	Displays the overall Pool Imbalance amount for the Evening Cycle. View the Nominated column to determine the Pool Imbalance. If the Pool Imbalance is 0, then Total Receipts match your Total Deliveries. If the Pool Imbalance is a negative number (-7,500), then Total Deliveries exceed Total Receipts. If the Pool Imbalance is a positive number (2,500), then Total Receipts exceed Total Deliveries.
Timely Cycle	Nominations that occurred during the Timely Cycle will display under Timely Cycle.

Evening Cycle Pool Summary Report – After Schedule and Allocation

- The Nicor Noms Administrator will schedule and allocate for the Evening Cycle at 3:00 p.m.
- Timely and Evening Cycles will display on the Pool Summary Report after schedule and allocation. The Evening Cycle section displays the final cumulative nominations for the Timely and Evening Cycles.
- To determine if you are in balance for the Evening cycle, view either the Grand Total for the Evening Cycle or the Pool Imbalance for the Evening cycle.

Pool Owner	Pool	Gas Day	Path	Nominated	Scheduled	Allocated	
				Grand Total for Evening Cycle	-20	-20	-20
Training Supplier	1556Pool5		1556 Pool @ANR				
				Timely Cycle ←			
				Pool Imbalance:			
Total Receipts					200	200	
UPSCON@EXTP->1556Pool5					200	200	
Total Deliveries					-200	-200	
1556Pool5->11111@NGEUP					-25	-25	
1556Pool5->4444POOL5					-75	-75	
1556Pool5->9452POOL5					-100	-100	
				Evening Cycle ←			
				Pool Imbalance:	-20	-20	-20
Total Receipts				400	400	400	
UPSCON@EXTP->1556Pool5				400	400	400	
Total Deliveries				-420	-420	-420	
1556Pool5->11111@NGEUP				-225	-225	-225	
1556Pool5->4444POOL5				-75	-75	-75	
1556Pool5->9452POOL5				-100	-100	-100	
1556Pool5->99999@NGEUP				-20	-20	-20	

Note: The report above has a pool imbalance on the Evening Cycle.

Field	Function
Grand Total for Evening Cycle	Displays your imbalance amount for the Evening Cycle nominations. View the Scheduled and Allocated columns to determine the Pool Imbalance.

Field	Function
Timely Cycle	Nominations that occurred during the Timely Cycle will display under Timely Cycle.
Evening Cycle	Nominations that occurred during the Evening Cycle will display under Evening Cycle.
Pool Imbalance	Displays the overall Pool Imbalance amount for the Evening Cycle. View the Scheduled and Allocated columns to determine the Pool Imbalance. If the Pool Imbalance is 0, then Total Receipts match your Total Deliveries. If the Pool Imbalance is a negative number (-7,500), then Total Deliveries exceed Total Receipts. If the Pool Imbalance is a positive number (2,500), then Total Receipts exceed Total Deliveries.

Volume Adjustments on the Evening Cycle

8. If volume adjustments are required after the Evening Cycle, the Nicor Nominations Administrator will send an e-mail to the “General” e-mail group after 3:00 p.m. CST. Everyone who nominated on the Evening Cycle will have to lower their volumes.
9. To view the necessary adjustments, navigate to the Pool Summary Report Filter and generate an Evening Cycle report. (See section entitled Evening Pool Summary Report Filter.)
10. View the Scheduled and Allocated columns of the Evening Cycle Pool Imbalance for the amount that was adjusted.

		Intra-day Cycle				
Pool Owner	Pool	Gas Day	Path	Nominated	Scheduled	Allocated
Training Supplier						
	1556Pool3 1556 Pool @NGPL	Timely Cycle				
			Pool Imbalance:			
		06/18/2009	Gas Day SubTotal:			
			Total Receipts		250	250
			UPSCON@EXTP->1556Pool3		250	250
			Total Deliveries		-250	-250
			1556Pool3->12121@NGEUP		-30	-30
			1556Pool3->4444POOL3		-100	-100
			1556Pool3->7777Pool3		-120	-120
		Evening Cycle				
			Pool Imbalance:		-50	-50
		06/18/2009	Gas Day SubTotal:		-50	-50
			Total Receipts	300	250	250
			UPSCON@EXTP->1556Pool3	300	250	250
			Total Deliveries	-300	-300	-300
			1556Pool3->12121@NGEUP	-50	-50	-50
			1556Pool3->4444POOL3	-100	-100	-100
			1556Pool3->7777Pool3	-150	-150	-150

11. Adjust your nominations.
12. Navigate to the Pool Summary Report filter and complete the appropriate fields.

Nicor Gas Nomination System

Pool Owner	Pool	Gas Day	Intra-day Cycle Path	Nominated	Scheduled	Allocated	
				Grand Total for Evening Cycle	0	-50	-50
Training Supplier	1556Pool3						
	1556 Pool @NGPL						
				Timely Cycle			
				Pool Imbalance:			
Total Receipts					250	250	
UPSCON@EXTP->1556Pool3					250	250	
Total Deliveries					-250	-250	
1556Pool3->12121@NGEUP					-30	-30	
1556Pool3->4444POOL3					-100	-100	
1556Pool3->7777Pool3					-120	-120	
				Evening Cycle			
				Pool Imbalance:			
Total Receipts				250	250	250	
UPSCON@EXTP->1556Pool3				250	250	250	
Total Deliveries				-250	-300	-300	
1556Pool3->12121@NGEUP				-250	-50	-50	
1556Pool3->4444POOL3				-100	-100	-100	
1556Pool3->7777Pool3				-150	-150	-150	

13. The report above has changes to existing nominations only. To determine if you are in balance, view the Nominations section of the Evening Cycle Pool Imbalance or the Grand Total for Evening Cycle.

Pool Owner	Pool	Gas Day	Intra-day Cycle Path	Nominated	Scheduled	Allocated	
				Grand Total for Current Nomination Not Scheduled / Allocated	0	-50	-50
Training Supplier	1556Pool3						
	1556 Pool @NGPL						
				Current Nomination Not Scheduled / Allocated			
				Pool Imbalance:			
Total Receipts				300			
R1556ImblW@HUBPT->1556Pool3				50			
UPSCON@EXTP->1556Pool3				250			
Total Deliveries				-300			
1556Pool3->12121@NGEUP				-50			
1556Pool3->4444POOL3				-100			
1556Pool3->7777Pool3				-150			
				Timely Cycle			
				Pool Imbalance:			
Total Receipts					250	250	
UPSCON@EXTP->1556Pool3					250	250	

- The report above has a nomination on a new path. To determine if you are in balance, view the Nominations section of the Current Nomination Not Scheduled/Allocated section or the Grand Total for Current Nomination Not Scheduled/Allocated.

Multiple Days: Timely Cycle Pool Summary Report Filter

Pool Summary Report Filter

Pipeline NGPL

Gas Day : 05/15/2009 through 05/16/2009

Schedule Cycle: Timely Cycle

Pool : 9999POOL3 >> 9999 POOL 3

Group By : Path Gas Day

Lowest Level of Detail : Path Gas Day

Show Quantity : Nominated Scheduled Allocated

Show Zero Quantities : Show Non-Zero Pool Imbalance

Generate in Excel

- Complete the appropriate fields. See the first section for information on the other fields.

Field	Function
Gas Day	Select the calendars to select the Gas Day range that you want to view.
Schedule Cycle	Select the Schedule Cycle(s) to view; the choices are Timely Cycle and Evening Cycle. Selecting Timely Cycle will only display the Timely Cycle. Selecting Evening Cycle will display the Evening and Timely Cycles. Select Timely Cycle.
Group by	Select to sort by Gas Day.
Lowest Level of Detail	Select to sort by Gas Day.
Show Quantity	Check the box(es) to select the information to be shown on the report. Prior to Schedule and Allocation, select Nominated only.

- Click the **OK** button. The report will generate.

Timely Cycle Pool Summary Reports – Prior to Schedule and Allocation

- View the Nominated column of the Gas Day Subtotals for daily pool imbalance amounts.

Nicor Gas Nomination System

Pool Owner	Pool	Gas Day	Path	Nominated	Scheduled	Allocated
Training Supplier	1556Pool5					
	1556 Pool @ANR					
Current Nomination Not Scheduled / Allocated						
				Pool Imbalance:		1,200
		06/18/2009		Gas Day SubTotal:		600
			Total Receipts			1,000
			UPSCON@EXTP->1556Pool5			1,000
			Total Deliveries			-400
			1556Pool5->7777Pool5			-200
			1556Pool5->12121@NGEUP			-50
			1556Pool5->11111@NGEUP			-150
		06/19/2009		Gas Day SubTotal:		600
			Total Receipts			1,000
			UPSCON@EXTP->1556Pool5			1,000
			Total Deliveries			-400
			1556Pool5->7777Pool5			-200
			1556Pool5->12121@NGEUP			-50
			1556Pool5->11111@NGEUP			-150

Note: The report above is not in balance.

12. View the Gas Day Sub Totals to determine if a Pool Imbalance exists on either day.

Nicor Gas Nomination System

Pool Owner	Pool	Gas Day	Path	Intra-day Cycle	Nominated	Scheduled	Allocated
Test Supplier	9999POOL3 9999 POOL 3						
Timely Cycle ←							
Pool Imbalance							
		05/15/2009	Gas Day SubTotal				
			Total Receipts		1,715	1,715	
			UPSCON@EXTP->9999POOL3		1,715	1,715	
			Total Deliveries		-1,715	-1,715	
			9999POOL3->0801POOL3		-1,700	-1,700	
			9999POOL3->G0101@NGEUP		-15	-15	
		05/16/2009	Gas Day SubTotal				
			Total Receipts		1,715	1,715	
			UPSCON@EXTP->9999POOL3		1,715	1,715	
			Total Deliveries		-1,715	-1,715	
			9999POOL3->0801POOL3		-1,700	-1,700	
			9999POOL3->G0101@NGEUP		-15	-15	

Note: The report above is in balance.

13. The report above shows the amounts scheduled and allocated each day on the Timely Cycle. View the Gas Day Subtotals to determine in a Pool Imbalance exists on either day.

Timely Cycle – After Schedule and Allocation

- View the Scheduled and Allocated columns of the Gas Day Subtotals for daily pool imbalance amounts.

Nicor Gas Nomination System

Pool Owner	Pool	Gas Day	Path	Intra-day Cycle	Nominated	Scheduled	Allocated
Test Supplier	9999POOL5 9999 POOL @ANR			Timely Cycle			
		05/18/2009		Pool Imbalance			
				Gas Day SubTotal			
				Total Receipts		3,000	3,000
			UPSCON@EXTP->9999POOL5			3,000	3,000
				Total Deliveries		-3,000	-3,000
			9999POOL5->11111@NGEUP			-500	-500
			9999POOL5->9135POOL5			-1,000	-1,000
			9999POOL5->9254POOL5			-1,500	-1,500
		05/19/2009		Gas Day SubTotal			
				Total Receipts		3,000	3,000
			UPSCON@EXTP->9999POOL5			3,000	3,000
				Total Deliveries		-3,000	-3,000
			9999POOL5->11111@NGEUP			-500	-500
			9999POOL5->9135POOL5			-1,000	-1,000
			9999POOL5->9254POOL5			-1,500	-1,500

Note: The report above is in balance.

Multiple Days: Evening Cycle Pool Summary Report Filter

Pool Summary Report Filter

Pipeline : NGPL

Gas Day : 05/15/2009 through 05/16/2009

Schedule Cycle: Evening Cycle

Pool : 9999POOL3 >> 9999 POOL 3

Group By : Path Gas Day

Lowest Level of Detail : Path Gas Day

Show Quantity : Nominated Scheduled Allocated

Show Zero Quantities : **Show Non-Zero Pool Imbalance**

Generate in Excel

OK Save Defaults Clear

14. Complete the appropriate fields. See the first section for information on the other fields.

Field	Function
-------	----------

Field	Function
Gas Day	Select the calendars to select the Gas Day range that you want to view.
Schedule Cycle	Select the Schedule Cycle(s) to view; the choices are Timely Cycle and Evening Cycle. Selecting Timely Cycle will only display the Timely Cycle. Selecting Evening Cycle will display the Evening and Timely Cycles. Select Evening Cycle.
Group by	Select to sort by Gas Day.
Lowest Level of Detail	Select to sort by Gas Day.
Show Quantity	Check the box(es) to select the information to be shown on the report. Prior to Schedule and Allocation, select Nominated only.

Nominations on New Paths in the Evening Cycle

3. If you perform an Evening Cycle nomination on a path that was not utilized during the Timely Cycle, all of the Timely Cycle nominations will be copied into the Current Nomination Not Scheduled/Allocated section; changes that were made in the Evening Cycle will be reflected in that section.
4. View the Nominated column of the Gas Day Subtotals for daily pool imbalance amounts.

Nicor Gas Nomination System

Pool Owner	Pool	Gas Day	Path	Nominated	Scheduled	Allocated
Training Supplier	1556Pool5 1556 Pool @ANR					
		Current Nomination Not Scheduled / Allocated ←				
			Pool Imbalance:	-240		
		06/18/2009	Gas Day SubTotal:	-120		
			Total Receipts	1,000		
			UPSCON@EXTP->1556Pool5	1,000		
			Total Deliveries	-1,120		
			1556Pool5->9428POOL5	-70		
			1556Pool5->7777Pool5	-800		
			1556Pool5->12121@NGEUP	-50		
			1556Pool5->G4444@NGEUP	-50		
			1556Pool5->11111@NGEUP	-150		
		06/19/2009	Gas Day SubTotal:	-120		
			Total Receipts	1,000		
			UPSCON@EXTP->1556Pool5	1,000		
			Total Deliveries	-1,120		
			1556Pool5->9428POOL5	-70		
			1556Pool5->7777Pool5	-800		
			1556Pool5->12121@NGEUP	-50		
			1556Pool5->G4444@NGEUP	-50		
			1556Pool5->11111@NGEUP	-150		
		Timely Cycle				
			Pool Imbalance:			
		06/18/2009	Gas Day SubTotal:			
			Total Receipts		1,000	1,000
			UPSCON@EXTP->1556Pool5		1,000	1,000
			Total Deliveries		-1,000	-1,000
			1556Pool5->11111@NGEUP		-150	-150
			1556Pool5->12121@NGEUP		-50	-50
			1556Pool5->7777Pool5		-800	-800

Note: The report above has a pool imbalance.

Updates to Timely Nominations Only

5. If the only nominations during the Evening Cycle were completed on paths that were utilized during the Timely Cycle, these changes will display in the Timely Cycle section.
6. View the Nominated column of the Gas Day Subtotals for daily pool imbalance amounts.

Nicor Gas Nomination System

Time : 2:43 pm		Pool Summary Report			Page 1 of 1		
Pipeline : NGPL		Pool : 1556Pool3		Units: MMBtu			
Gas Day : 06/18/2009 through 06/19/2009		Pool : 1556 Pool @NGPL					
Pool Owner	Pool	Intra-day Cycle Gas Day	Path	Nominated	Scheduled	Allocated	
Training Supplier	1556Pool3 1556 Pool @NGPL						
		Timely Cycle					
			Pool Imbalance:	-100			
		06/18/2009	Gas Day SubTotal:	-50			
		Total Receipts		250	250	250	
		UPSCON@EXTP->1556Pool3		250	250	250	
		Total Deliveries		-300	-250	-250	
		1556Pool3->12121@NGEUP		-50	-30	-30	
		1556Pool3->4444POOL3		-100	-100	-100	
		1556Pool3->7777Pool3		-150	-120	-120	
		06/19/2009	Gas Day SubTotal:	-50			
		Total Receipts		250	250	250	
		UPSCON@EXTP->1556Pool3		250	250	250	
		Total Deliveries		-300	-250	-250	
		1556Pool3->12121@NGEUP		-50	-30	-30	
		1556Pool3->4444POOL3		-100	-100	-100	
		1556Pool3->7777Pool3		-150	-120	-120	

Note: The report above has a pool imbalance on both days.

Evening Cycle – After Schedule and Allocation

- The report is sorted by Cycle and then Day.
- View the Scheduled and Allocated columns of the Gas Day Subtotals for daily pool imbalance amounts.

Nicor Gas Nomination System

Owner	Pool	Gas Day	Path	Nominated	Scheduled	Allocated
g Supplier						
	1556Pool5					
	1556 Pool @ANR					
		Timely Cycle				
			Pool Imbalance:			
		06/18/2009	Gas Day SubTotal:			
			Total Receipts		1,000	1,000
			UPSCON@EXTP->1556Pool5		1,000	1,000
			Total Deliveries		-1,000	-1,000
			1556Pool5->11111@NGEUP		-150	-150
			1556Pool5->12121@NGEUP		-50	-50
			1556Pool5->7777Pool5		-800	-800
		06/19/2009	Gas Day SubTotal:		1,000	1,000
			Total Receipts		1,000	1,000
			UPSCON@EXTP->1556Pool5		1,000	1,000
			Total Deliveries		-1,000	-1,000
			1556Pool5->11111@NGEUP		-150	-150
			1556Pool5->12121@NGEUP		-50	-50
			1556Pool5->7777Pool5		-800	-800
			Evening Cycle			
			Pool Imbalance:			
		06/18/2009	Gas Day SubTotal:			
			Total Receipts	1,120	1,120	1,120
			UPSCON@EXTP->1556Pool5	1,120	1,120	1,120
			Total Deliveries	-1,120	-1,120	-1,120
			1556Pool5->11111@NGEUP	-150	-150	-150
			1556Pool5->12121@NGEUP	-50	-50	-50
			1556Pool5->7777Pool5	-800	-800	-800
			1556Pool5->9428POOLS	-70	-70	-70
			1556Pool5->G4444@NGEUP	-50	-50	-50
		06/19/2009	Gas Day SubTotal:			
			Total Receipts	1,120	1,120	1,120
			UPSCON@EXTP->1556Pool5	1,120	1,120	1,120
			Total Deliveries	-1,120	-1,120	-1,120

Note: The report above is in balance.

Pool Summary Report – All Pipelines

1. Select Reports in the Main Menu. The Pool Summary Report Filter page will display.

Timely Cycle

Company
Contract
Nomination
▼ Reports

Pool Summary
Service Summary

Pool Summary Report Filter

Pools are not available for the pipeline.

Pipeline	All Pipeline ▼
Gas Day :	09/04/2008 through 09/04/2008
Schedule Cycle:	Timely Cycle ▼
Pool :	<div style="border: 1px solid gray; width: 50px; height: 15px; display: inline-block;"></div> ▼
Group By :	<input type="radio"/> Path <input checked="" type="radio"/> Gas Day
Lowest Level of Detail :	<input type="radio"/> Path <input checked="" type="radio"/> Gas Day
Show Quantity :	<input checked="" type="checkbox"/> Nominated <input checked="" type="checkbox"/> Scheduled <input checked="" type="checkbox"/> Allocated
Show Zero Quantities : <input type="checkbox"/>	Show Non-Zero Pool Imbalance <input checked="" type="checkbox"/>
Generate in Excel	<input type="checkbox"/>

OK
Save Defaults
Clear

Field	Function
Pipeline	Select “All Pipeline.”
Gas Day	Select the calendars to select the Gas Day range that you want to view.
Schedule Cycle	Select the Schedule Cycle(s) to view; the choices are Timely Cycle and Evening Cycle. Selecting Timely Cycle will only display the Timely Cycle. Selecting Evening Cycle will display the Evening and Timely Cycles. Select Timely Cycle.
Pool	Supplier pool will not be available.
Group by & Lowest Level of Detail	Gas Day will automatically be selected.
Show Quantity	Nominated, Scheduled, and Allocated are automatically checked.
Show Zero Quantities & Show Non-Zero Pool Imbalance	These fields are not available.
Generate in Excel	Check this box to generate the report in Excel.

2. Click **OK** button. The report will generate in a new screen.

Timely Cycle - Prior to Schedule and Allocation

1. View the Nominated column to determine which pipelines are balanced.

Nicor Gas Nomination System

Date : 05/27/2009	Gas Nomination System				Page 1 of 1
Time : 1:32 pm	Pool Summary All Pipeline Report				
Pipeline : All Pipeline					Units : MMBtu
Gas Day : 06/18/2009 Through 06/18/2009					
Pipeline Code	Pipeline Description	Gas Day	Supplier Name	Nominated	Balance Scheduled Allocated
3	- NGPL	06/18/2009			
		Current Nomination Not Scheduled/ Allocated		Not Balanced	
			Training Supplier	120	
5	- ANR	06/18/2009			
		Current Nomination Not Scheduled/ Allocated		Not Balanced	
			Training Supplier	600	

Note: The report above has an imbalance on both pipelines.

Field	Function
Pipeline Code	Displays the Pipeline Code. Note: If a pipeline has does not have any nominations for the selected day, it will not display.
Pipeline Description	Displays the Pipeline abbreviation.
Gas Day	Displays the Gas Day.
Current Nomination Not Scheduled/ Allocated	Displays if the pipeline is in balance prior to schedule and allocation.
Nominated	Displays if the selected Pipeline is “Balanced” or “Not Balanced.” If not balanced, the amount of imbalance will display.

Timely Cycle – After Schedule and Allocation

- View the Scheduled and Allocated columns to determine which pipelines are balanced.

Date : 05/27/2009	Gas Nomination System				Page 1 of 1
Time : 1:52 pm	Pool Summary All Pipeline Report				
Pipeline : All Pipeline					Units : MMBtu
Gas Day : 06/18/2009 Through 06/18/2009					
Pipeline Code	Pipeline Description	Gas Day	Nominated	Balance Scheduled Allocated	Allocated
3	- NGPL	06/18/2009			
		Timely Cycle	Balanced	Balanced	Balanced
5	- ANR	06/18/2009			
		Timely Cycle	Balanced	Balanced	Balanced

Note: The report above is in balance on both pipelines.

Field	Function
Pipeline Code	Displays the Pipeline Code. Note: If a pipeline has does not have any nominations for the selected day, it will not display.
Pipeline Description	Displays the Pipeline abbreviation.
Gas Day	Displays the Gas Day.
Timely Cycle	Displays if the pipeline is in balance after schedule and allocation of the Timely Cycle.
Scheduled, Allocated	Displays if the selected Pipeline is “Balanced” or “Not Balanced.” If not balanced, the amount of imbalance will display.

Evening Cycle

Pools are not available for the pipeline.

Pipeline All Pipeline

Gas Day : 05/29/2009 through 05/29/2009

Schedule Cycle: Evening Cycle

Pool :

Group By : Path Gas Day

Lowest Level of Detail : Path Gas Day

Show Quantity : Nominated Scheduled Allocated

Show Zero Quantities : Show Non-Zero Pool Imbalance

Generate in Excel

OK Save Defaults Clear

Field	Function
Pipeline	Select “All Pipeline.”
Gas Day	Select the calendars to select the Gas Day range that you want to view.
Schedule Cycle	Select the Schedule Cycle(s) to view; the choices are Timely Cycle and Evening Cycle. Selecting Timely Cycle will only display the Timely Cycle. Selecting Evening Cycle will display the Evening and Timely Cycles. Select Evening Cycle.
Pool	Supplier pool will not be available.
Group by & Lowest Level of Detail	Gas Day will automatically be selected.
Show Quantity	Nominated, Scheduled, and Allocated are automatically checked.
Show Zero Quantities & Show Non-Zero Pool Imbalance	These fields are not available.
Generate in Excel	Check this box to generate the report in Excel.

Evening Cycle - Prior to Schedule and Allocation

3. View the Nominated column to determine which pipelines are balanced.

Date : 05/27/2009	Gas Nomination System					
Time : 2:49 pm	Pool Summary All Pipeline Report				Page 1 of 1	
Pipeline : All Pipeline					Units : MMBtu	
Gas Day : 06/18/2009 Through 06/18/2009						
Pipeline Code	Pipeline Description	Gas Day	Supplier Name	Balance		
				Nominated	Scheduled	Allocated
3	- NGPL	06/18/2009		Not Balanced	Balanced	Balanced
		Timely Cycle				
			Training Supplier	-50		
5	- ANR	06/18/2009		Not Balanced		
		Current Nomination Not Scheduled/ Allocated				
		Timely Cycle	Training Supplier	-120		
					Balanced	Balanced

Note: The report above has a pool imbalance on both pipelines.

Field	Function
Pipeline Code	Displays the Pipeline Code. Note: If a pipeline has does not have any nominations for the selected day, it will not display.
Pipeline Description	Displays the Pipeline abbreviation.
Gas Day	Displays the Gas Day.
Current Nomination Not Scheduled/ Allocated	Displays if the pipeline is in on nominations on new paths and updates on existing paths prior to Evening Cycle schedule and allocation.
Timely Cycle	Displays if the pipeline is in on nominations on updates on existing paths prior to Evening Cycle schedule and allocation.
Nominated	Displays if the selected Pipeline is “Balanced” or “Not Balanced.” If not balanced, the amount of imbalance will display.

Evening Cycle - After Schedule and Allocation

4. View the Scheduled and Allocated columns to determine which pipelines are balanced.

Nicor Gas Nomination System

Date : 05/27/2009	Gas Nomination System			Page 1 of 1	
Time : 4:25 pm	Pool Summary All Pipeline Report				
Pipeline : All Pipeline				Units : MMBtu	
Gas Day : 06/18/2009 Through 06/18/2009					
Pipeline Code	Pipeline Description	Gas Day	Nominated	Balance Scheduled	Allocated
3	- NGPL	06/18/2009			
		Timely Cycle		Balanced	Balanced
		Evening Cycle	Balanced	Balanced	Balanced
5	- ANR	06/18/2009			
		Timely Cycle		Balanced	Balanced
		Evening Cycle	Balanced	Balanced	Balanced

Note: The report above is in balance on both pipelines.

Field	Function
Pipeline Code	Displays the Pipeline Code. Note: If a pipeline has does not have any nominations for the selected day, it will not display.
Pipeline Description	Displays the Pipeline abbreviation.
Gas Day	Displays the Gas Day.
Timely Cycle	Displays if the pipeline is in balance for the Timely Cycle.
Evening Cycle	Displays if the pipeline is in balance for the Evening Cycle.
Scheduled/Allocated	Displays if the selected Pipeline is “Balanced” or “Not Balanced.” If not balanced, the amount of imbalance will display.