

Nomination to End User Group

Purpose:

The purpose of this document is to provide detailed instructions for a Nicor Gas Nomination System user to perform all of the steps of a Nomination to an End User Group.

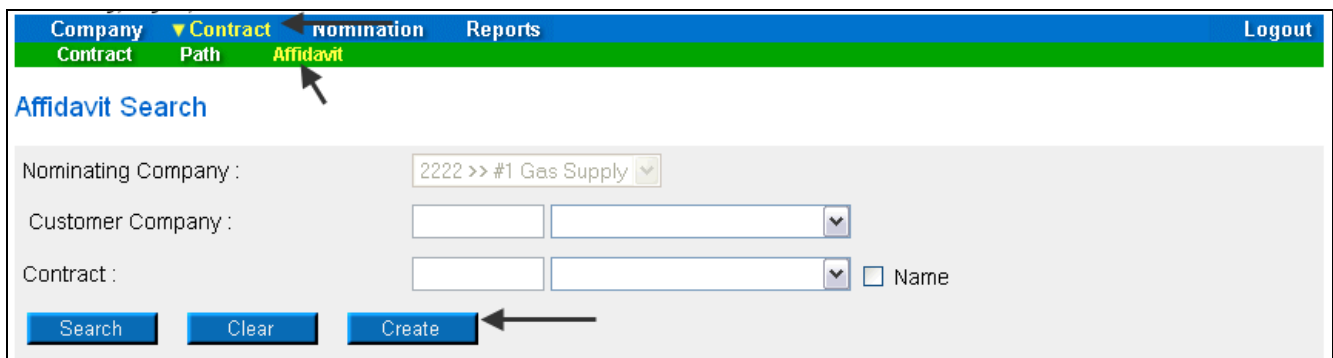
Note: If a field is required to be completed, the field name is **bold**.

Instructions:

Creating an Affidavit

Prior to nominating to an end user group, an agency agreement must be created using an Affidavit. To create an Affidavit,

1. Select Contract in the Main Menu.
2. Select Affidavit in the Sub-menu.
3. Click the **Create** button.



The screenshot shows the Nicor Gas Nomination System interface. The navigation menu at the top includes "Company", "Contract", "Nomination", and "Reports". The "Contract" sub-menu is expanded, showing "Path" and "Affidavit". The "Affidavit Search" form contains the following fields and buttons:

- Nominating Company : 2222 >> #1 Gas Supply
- Customer Company : [Text Field] [Dropdown]
- Contract : [Text Field] [Dropdown] Name
- Buttons: Search, Clear, Create


4. The Create Affidavit page will display.


Create Affidavit

Nominating Company : 2222 >> #1 Gas Supply ▼

Customer Company : G1114 >> Miller End User Group ▼

Contract : G1114 >> 1114 @ANR ▼ Name

Start Date : 07/09/2008 

End Date : 

Field	Function
Nominating Company	Displays your company information.
Customer Company	Enter G + the 4 digit Transportation ID of the end user group for which you are nominating. Press the Tab key on your keyboard. Note: The customer name will not display.
Contract	Select the contract that pertains to this affidavit. The naming convention for the contract is: G + 4 digit transportation code of end user group >> 4 digit transportation code of end user group @ Pipeline. Ex: G1234 >> 1234 @ANR
Start Date	Enter the start date for this affidavit.
End Date	Enter the end date that this affidavit will be effective. Note: This field is not required. Leave the field blank to keep this affidavit effective for an extended period of time.

5. To clear the information that has been entered, click the **Clear** button.
6. To cancel entry, click the **Cancel** button.
7. To save the current affidavit, click the **Save** button. The message “Agency Agreement relationship saved successfully” will display.

Affidavit Search

Nominating Company : ▼ Name

* Customer Company : ▼ Name

Contract : ▼ Name

*** Agency Agreement relationship saved successfully.**

8. A contract has been created between the end user and your company. To view the contract, click Contract in the main menu.
9. Select the pipeline and click the **Search** button.

10. The contracts associated with the pipeline will display at the bottom of the page.

Contract Code	Name	Company Name	Pipeline	Contract Type	Start Date	End Date	
100092222	2222 to 2222222222@ANR	#1 Gas Supply	5	Pool-EU	7/1/2008		🔍
2222EXT5	2222 Pipeline Contract @ ANR	#1 Gas Supply	5	Ext-Pool	6/2/2008		🔍
2222TT2	2222TitleTransfer@NNG	#1 Gas Supply	2	TTT	6/24/2008	6/24/2009	🔍
2222TT3	2222TitleTransfer@NGPL	#1 Gas Supply	3	TTT	6/25/2008	6/25/2009	🔍
2222TT5	2222TitleTransfer@ANR	#1 Gas Supply	5	TTT	6/2/2008		🔍
F9087	F2222-080705-231	#1 Gas Supply	9	OTHR	7/1/2008		🔍
G11142222	2222 to 1114 @ANR	#1 Gas Supply	5	Pool-EU	7/9/2008		🔍

Field	Function
Contract Code	Displays the Contract Code for the path. The naming convention is: G + 4 digit Transportation ID of End User Group + Your 4 digit Broker Number. Ex: G11142222
Contract Name	Displays the contract name for the contract. The naming convention for the contract name is: Your 4 digit Broker Number to 4 digit End User Group Transportation ID @Pipeline. Ex: 2222 to 1114 @ANR
Company Name	Displays your company name.
Pipeline	Displays Pipeline Number.
Contract Type	Displays the type of contract. The contract type for End User Groups is Pool-EU (Pool to End User).
Start Date	Displays the start date of contract.

Field	Function
End Date	Displays the end date of contract.

- The nomination (transaction) path has also been created. To view the path, click Contract in the Main Menu and Path in the Sub-menu.
- Select the pipeline and click the **Search** button.

- The paths associated with this pipeline will display at the bottom of the page.

Path Name	Contract Code	Contract Name	Company Name	Fuel Category	Start Date	End Date			
2222Pool5->10009@NGEUP	100092222	2222 to 2222222222@ANR	#1 Gas Supply		7/1/2008				
2222Pool5->1111Pool5	2222T5	2222TitleTransfer@ANR	#1 Gas Supply		7/3/2008				
2222Pool5->G1114@NGEUP	G11142222	2222 to 1114 @ANR	#1 Gas Supply		7/9/2008				
UPSCON@EXTP->2222Pool5	2222EXT5	2222 Pipeline Contract @ ANR	#1 Gas Supply		7/1/2008				

Field	Function
Path Name	Displays the Path Name for Nominating (transaction). The naming convention is: Your Broker Number + Pool + 5-> G + 4 Digit Group End User Transportation ID @NGEUP. Ex: 2222Pool5>G1114@NGEUP
Contract Code	Displays the Contract Code for that path. The naming convention is: G + 4 Digit Group End User Transportation ID + Your 4 digit Broker Number. Ex: G11142222
Contract Name	Displays the contract name for the contract. The naming convention for the contract name is: Your 4 digit Broker Number to 4 digit Group End User Transportation ID @Pipeline. Ex: 2222 to 1114 @ANR
Company Name	Displays your company name.
Fuel Category	This field is not currently being used.
Start Date	Displays the start date of path.
End Date	Displays the end date of path.

Adding the Company Name to the Path

1. Navigate to the Path Search Result page.
2. Click the “pencil” icon.

Path Search Result

Pipeline : **NGPL Pipeline**
 Contract : Point : Type : Status : **Active**
Cancel

Path Name	Contract Code	Contract Name	Company Name	Fuel Category	Start Date	End Date			
2222Pool3->00100@NGEUP	001002222	2222 to 0000000000 @NGPL	#1 Gas Supply		8/1/2008				
2222Pool3->1111POOLS3	2222TT3	2222 TitleTransfer @NGPL	#1 Gas Supply		7/17/2008	6/25/2008			
2222Pool3->7777POOLS3	2222TT3	2222 TitleTransfer @NGPL	#1 Gas Supply		7/17/2008	6/25/2008			
2222Pool3->C9400@NGEUP (Customer Select Company)	C94002222	2222 to 789400 @NGPL	#1 Gas Supply		8/22/2008				
2222Pool3->G1114@NGEUP	G11142222	2222 to G1114 @NGPL	#1 Gas Supply		8/1/2008				

3. The Update Path page will display.
4. Enter the End User Group name into the Package ID.
5. Click the Save button.

Update Path

Pipeline : NGPL Pipeline
 Company : 2222 >> #1 Gas Supply
 Contract : G11142222 >> 2222 to G1114 @NGPL
 Receipt Point : 2222Pool3 2222 POOL @NGPL UpK :
 Delivery Point : NGEUP Nicor Gas End User Point @NGPL DnK : G1114 >> G1114 @NGPL
 Fuel Category :
 Path Name : 2222Pool3->G1114@NGEUP Package ID : End User Group Name
 Start Date : 08/01/2008 End Date :
 Status : Active

Save Save & Copy Copy & Save Cancel

6. The company name will display on the Path Search Result page.

Nicor Gas Nomination System

*** Path record saved successfully**

Path Name	Contract Code	Contract Name	Company Name	Fuel Category	Start Date	End Date			
2222Pool3->00100@NGEUP	001002222	2222 to 0000000000 @NGPL	#1 Gas Supply		8/1/2008				
2222Pool3->1111POOL3	2222TT3	2222 TitleTransfer @NGPL	#1 Gas Supply		7/17/2008	6/25/2008			
2222Pool3->7777POOL3	2222TT3	2222 TitleTransfer @NGPL	#1 Gas Supply		7/17/2008	6/25/2008			
2222Pool3->C9400@NGEUP (Customer Select Company)	C94002222	2222 to 789400 @NGPL	#1 Gas Supply		8/22/2008				
2222Pool3->G1114@NGEUP (End User Group Name)	G11142222	2222 to G1114 @NGPL	#1 Gas Supply		8/1/2008				

7. The name will also display as part of the path on the Nomination Result page.

Nomination Result:
 Date Range **08/23/2008** Through **08/31/2008** Totals are shown for **08/23/2008**
 Pipeline : **NGPL Pipeline**
 Company : **#1 Gas Supply**

- [-] Contract Code and Name
 - [-] Receipt Point Code & Name -> Delivery Point Code & Name
 - [-] Path Name
 - [-] Date Range

	StartDate	EndDate	Nominated MMBtu		
			Gross	Fuel	Net
[-] 2222TT3 (2222 TitleTransfer @NGPL)					
[-] 001002222 (2222 to 0000000000 @NGPL)					
[-] C94002222 (2222 to 789400 @NGPL)					
[-] G11142222 (2222 to G1114 @NGPL)					
[-] 2222Pool3->NGEUP <ul style="list-style-type: none"> [-] 2222Pool3->G1114@NGEUP (End User Group Name) 					

Save Cancel

Nominating to an End User Group in the Timely or Evening Cycle

After the path has been created, you can nominate. To nominate:



1. Navigate to the Search Nomination page by selecting Nomination in the Main Menu.



2. The Nomination Search page will display.

Nomination Search

Pipeline :

Gas Day :  **Through** 

Company :

Contract Type :


Contract :

View a Nomination Session

Show all Current Nominations

Display Totals :

No Total

For a Gas Day 

For the Date Range

Primary Display :

Display Options :

Show Nominated Include Paths With Zero Quantities

Show Scheduled Show Ranks

Show Allocated

Field	Function
Pipeline	Select the pipeline to search.
Gas Day	Select the calendars to select the Gas Day range that you want to view. The default dates are tomorrow's date through the end of the current month.
Company	Displays your company name.
Contract Type	To search nominations for the Pool to End User contract type, select: Pool to End User @Pipeline – Displays all nominations from your company to end users.
Contract	To search nominations by contract, select the contract name. The naming convention is: G + 4 Digit Group End User Transportation ID + Your 4 digit Broker Number >> Your 4 digit Broker Number to 4 digit End User Group Transportation ID @Pipeline. Ex: G11142222 >>2222 to 1114 @ANR
View a Nomination Session	To view the nominations for a previous nomination session, select the radio button next to View a Nomination Session. Select the session from the dropdown.
Show all Current Nominations	Select the radio button to show all current nominations. The default is to show all current nominations.

Field	Function
Display Totals	No Total – To avoid displaying totals for the date range, select the radio button. For a Gas Day – To only show totals for a specific gas day, select the radio button. Enter a date in the box to the right. For the Date Range – To show the totals for the entire gas range displayed in the Gas Day boxes, select the radio button. The default is to show totals for the entire date range.
Primary Display	The primary display determines which column of information is shown first. Select to show the nominations that have been Nominated, Scheduled or Allocated in the first column. The default is Nominated.
Display Options	Check the boxes to determine what is displayed. The choices are: Show Nominated – Displays nominations. Show Scheduled – Displays scheduled allocations. Show Allocated – Displays what has been allocated. Include Paths with Zero Quantities – Displays paths with no nomination. Show Ranks – This option is not currently being utilized.

3. To search, click the **Search** button. The Nomination Result page will display.

Note: The screen shot below is based on the default choices on the search page.

4. The Contract Codes and Names of the Paths for the Nominations display at the bottom of the page.

Nomination Result:

Date Range **07/12/2008** Through **07/31/2008** Totals are shown for **07/12/2008** Through **07/31/2008**

Pipeline : **ANR Pipeline**

Company : **#1 Gas Supply** Expand All Collapse All

- [-] Contract Code and Name
 - [-] Receipt Point Code & Name -> Delivery Point Code & Name
 - [-] Path Name
 - [-] Date Range

	StartDate	EndDate	Nominated MMBtu			Scheduled MMBtu			Allocated MMBtu			Rank
			Gross	Fuel	Net	Gross	Fuel	Net	Gross	Fuel	Net	
[-] H02222I5 (2222 Hub Injection @ANR)												
[-] 2222EXT5 (2222 Pipeline Contract @ANR)			100,000	0	100,000							
[-] G11142222 (2222 to 1114 @ANR)			20,000	0	20,000							
[-] 100092222 (2222 to 2222222222@ANR)			3,000	0	3,000							
[-] 2222TT5 (2222TitleTransfer@ANR)			9,000	0	9,000							

5. Click on the + sign next to the Individual End User Contract Code and Name to drill down to the path and dates. The contract code naming convention will be: G + 4 Digit Group End User Transportation ID + Your 4 digit Broker Number (Your 4 digit Broker Number to 4 digit End User Group Transportation ID @Pipeline.) Ex: G11142222 (2222 to 1114 @ANR)

Nicor Gas Nomination System

Start Date	End Date	Nominated MMBtu		
		Gross	Fuel	Net
+ H0222215 (2222 Hub Injection @ANR)		104,000	0	104,000
+ 2222EXT5 (2222 Pipeline Contract @ANR)		109,000	0	109,000
+ G11142222 (2222 to 1114 @ANR)		15,000	0	15,000
+ 100092222 (2222 to 2222222222@ANR)		14,500	0	14,500
+ 2222TT5 (2222TitleTransfer@ANR)		36,000	0	36,000

Save Cancel

6. You can nominate for up to 1 calendar month at a time. Select the calendars to select the date range for the nomination.

Start Date	End Date	Nominated MMBtu		
		Gross	Fuel	Net
+ H0222215 (2222 Hub Injection @ANR)		104,000	0	104,000
+ 2222EXT5 (2222 Pipeline Contract @ANR)		109,000	0	109,000
- G11142222 (2222 to 1114 @ANR)		15,000	0	15,000
- 2222Pool5->NGEUP		15,000	0	15,000
- 2222Pool5->G1114@NGEUP		15,000	0	15,000
- 07/17/2008 Through 07/31/2008-262		1,000	0	1,000
- 07/17/2008	07/31/2008			
+ 100092222 (2222 to 2222222222@ANR)		14,500	0	14,500
+ 2222TT5 (2222TitleTransfer@ANR)		36,000	0	36,000

Save Cancel

7. Enter the Gross amount of the nomination. The Net amount will automatically populate when the nomination is added.

Start Date	End Date	Nominated MMBtu			Scheduled MMBtu			Allocated MMBtu			Rank
		Gross	Fuel	Net	Gross	Fuel	Net	Gross	Fuel	Net	
+ H0222215 (2222 Hub Injection @ANR)		104,000	0	104,000	7,000	0	7,000	7,000	0	7,000	
+ 2222EXT5 (2222 Pipeline Contract @ANR)		109,000	0	109,000	5,000	0	5,000	5,000	0	5,000	
- G11142222 (2222 to 1114 @ANR)		15,000	0	15,000	1,000	0	1,000	1,000	0	1,000	
- 2222Pool5->NGEUP		15,000	0	15,000	1,000	0	1,000	1,000	0	1,000	
- 2222Pool5->G1114@NGEUP		15,000	0	15,000	1,000	0	1,000	1,000	0	1,000	
- 07/17/2008 Through 07/31/2008-262		1,000	0	1,000							
- 07/17/2008	07/31/2008	500		0							99
+ 100092222 (2222 to 2222222222@ANR)		14,500	0	14,500	500	0	500	500	0	500	
+ 2222TT5 (2222TitleTransfer@ANR)		36,000	0	36,000	1,000	0	1,000	1,000	0	1,000	

Save Cancel

8. Click the + icon to add the nominations.

9. If you make a mistake, enter a new nomination for the correct amounts.

Note: The last nomination amount entered for a date will be utilized.

Ex. You nominate 3,000 MMBtu to an end user group for 7/16/08. You want to increase the nomination by 2,000 MMBtu later in the Timely Cycle or in the Evening Cycle. You will nominate the full 5,000 MMBtu.

10. When complete, click the **Save** button.

11. If no errors exist, a window will display with the message “Your nominations have passed validation. All nominations have been saved.”



12. Click [Close Window](#) to close the window.

Update Nomination and Evening Cycle Nomination

1. To update your nominations, navigate to the Nomination Result page and drill down to the Path Name and Date Range.

	StartDate	EndDate	Nominated MMBtu		
			Gross	Fuel	Net
[-] H02222I5 (2222 Hub Injection @ANR)			104,000	0	104,000
[-] 2222EXT5 (2222 Pipeline Contract @ANR)			109,000	0	109,000
[-] G11142222 (2222 to 1114 @ANR)			15,000	0	15,000
[-] 2222Pool5->NGEUP			15,000	0	15,000
[-] 2222Pool5->G1114@NGEUP			15,000	0	15,000
[-] 07/17/2008 Through 07/31/2008-262			1,000	0	1,000
[-] 07/17/2008	07/17/2008	07/31/2008			
[-] 100092222 (2222 to 222222222@ANR)			14,500	0	14,500
[-] 2222TT5 (2222TitleTransfer@ANR)			36,000	0	36,000

Save Cancel

2. Once a nomination is created, it can not be deleted. To cancel an entered nomination, enter 0 in the gross amount. To update a nomination, enter the new nomination amount. The last nomination amount entered will be your final nomination.

Note: For this scenario, we currently have a nomination of 1000 MMBtu from your supplier pool to the end user group with contract code G1114. This nomination is scheduled each day from 7/17/08 – 7/31/08. We want to reduce the nomination by 500 on 7/17/08 in the Timely Cycle or Evening Cycle.

3. Select the calendars and change the start and end date to 7/17/08. Enter 500 for Gross amount.

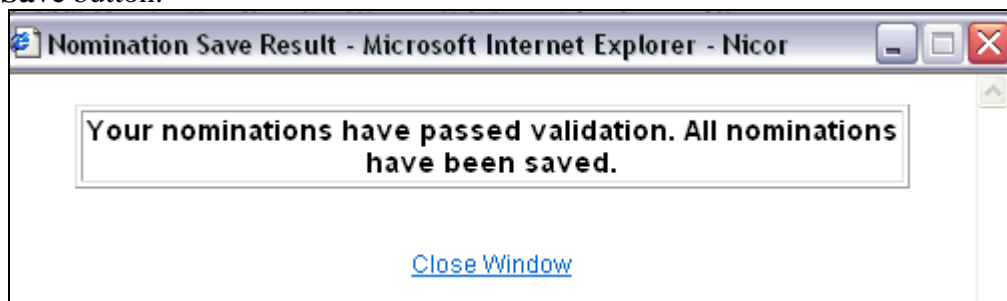
Nicor Gas Nomination System

4. Click the **+** icon to add the nomination.

	StartDate	EndDate	Nominated MMBtu		
			Gross	Fuel	Net
+ H02222I5 (2222 Hub Injection @ANR)			104,000	0	104,000
+ 2222EXT5 (2222 Pipeline Contract @ANR)			109,000	0	109,000
- G11142222 (2222 to 1114 @ANR)			15,000	0	15,000
- 2222Pool5->NGEUP			15,000	0	15,000
- 2222Pool5->G1114@NGEUP			15,000	0	15,000
- 07/17/2008 Through 07/31/2008-262			1,000	0	1,000
- 07/17/2008		07/17/2008	500	0	
+ 100092222 (2222 to 2222222222@ANR)			14,500	0	14,500
+ 2222TT5 (2222TitleTransfer@ANR)			36,000	0	36,000

Save Cancel

5. Click the **Save** button.



6. The Nomination Save Result window will open. Click [Close Window](#) to close the window.

	StartDate	EndDate	Gross	Fuel	Net
+ H02222I5 (2222 Hub Injection @ANR)			104,000	0	104,000
+ 2222EXT5 (2222 Pipeline Contract @ANR)			109,000	0	109,000
- G11142222 (2222 to 1114 @ANR)			14,500	0	14,500
- 2222Pool5->NGEUP			14,500	0	14,500
- 2222Pool5->G1114@NGEUP			14,500	0	14,500
- 07/17/2008 Through 07/17/2008-276			500	0	500
- 07/18/2008 Through 07/31/2008-262			1,000	0	1,000
- 07/17/2008		07/31/2008			
+ 100092222 (2222 to 2222222222@ANR)			14,500	0	14,500
+ 2222TT5 (2222TitleTransfer@ANR)			36,000	0	36,000

7. The nomination amount for 7/17/2008 changes to 500. **Note:** The nomination amount for 7/18/2008 – 7/31/2008 does not change.